

We have implemented the new Bitdefender Extended Email Security platform which is based on Mesh's Email Gateway Security system. This system will help protect your account against threats and will give you much more granular control over your own quarantine, white listed and/or blocked email addresses. To ensure we don't incorrectly block an email you need, a tiny fraction of your email will end up in quarantine. These emails will be shown in quarantine digests which you will receive by email three times a day: 9a.m., 12p.m. and 4p.m. Digests will only be delivered if there has been an email quarantined since your last digest. Emails are held in quarantine for 28 days after which they are automatically deleted. It is very **IMPORTANT** that you help train your digest by understanding the following:

Categories Explained

✔ You can deliver

⚠ You can only request delivery (notifies your IT admin)

Threats

- Malware ⚠
- Phishing ⚠
- Impersonation ✔

Spam

- Definite Spam ✔
- High Spam ✔
- Likely Spam ✔

Policy

- Infomail ✔
- Banned Attachments ⚠
- Geo filter ⚠

Clean

Already Delivered

Actions Explained

Deliver

Releases the email from quarantine and delivers to your mailbox immediately.

Delete

Deletes the email from quarantine.

Preview

Allows you to view email content before taking an action.

Login

Allows you to login to manage your quarantine and personal allow/block rules.

Always Allow Sender Address

Future emails from this sender will be delivered, bypassing quarantine. Threats and certain policy verdicts will still be quarantined.

Always Block Sender Address

Future emails from this sender will be automatically deleted and not shown in quarantine.

Request

Sends a notification to your admin requesting the email is released from quarantine.

Digest on Demand

A new digest delivered instantly if new email quarantined since your last digest.

Always Allow Sender Domain

Future emails from this domain will be delivered, bypassing quarantine. Threats and certain policy verdicts will still be quarantined.

Always Block Sender Domain

Future emails from this domain will be automatically deleted and not shown in quarantine.

Categories Explained

● You can deliver

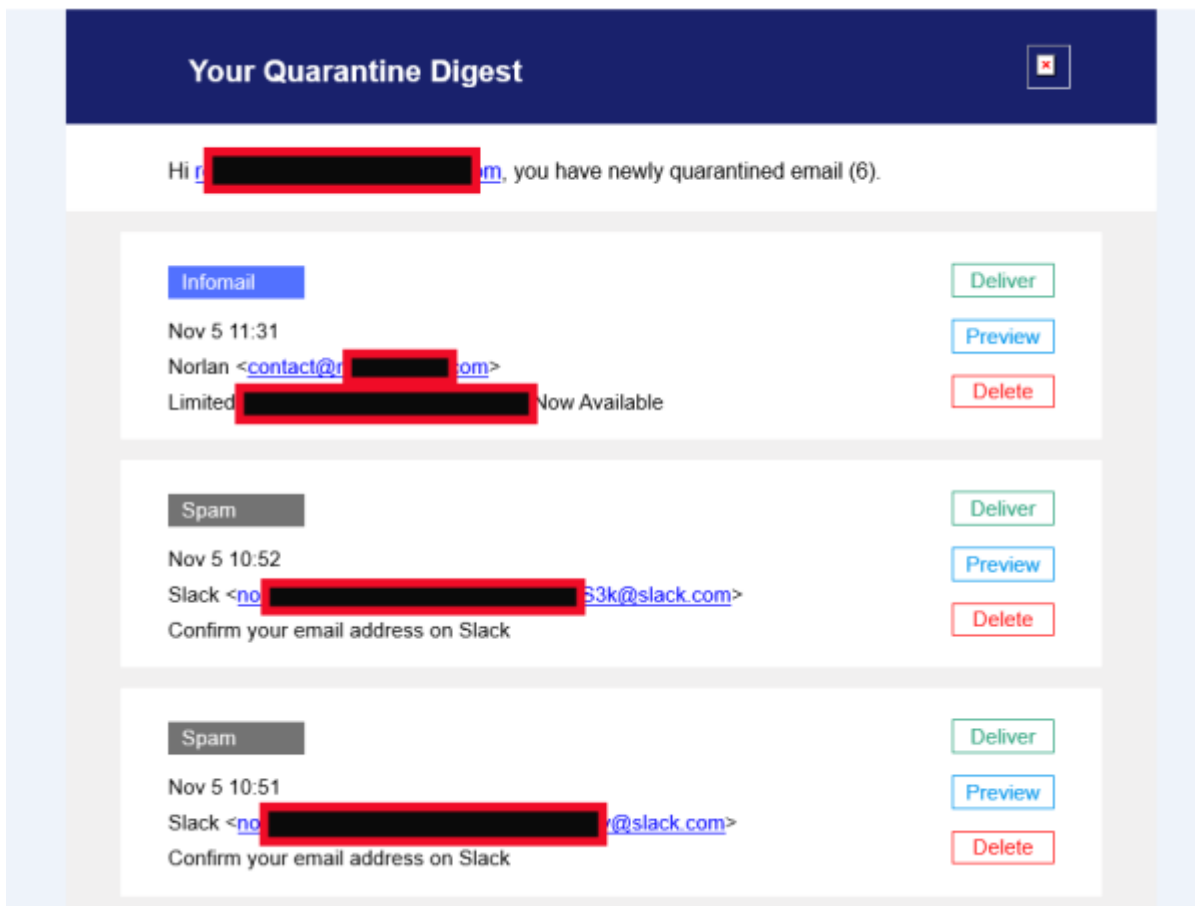
● You can only request delivery (notifies your IT admin)

Threats	Spam	Policy	Clean
Malware ⚠	Definite Spam ✔	Infomail ✔	Already Delivered
Phishing ⚠	High Spam ✔	Banned Attachments ⚠	
Impersonation ✔	Likely Spam ✔	Geo filter ⚠	

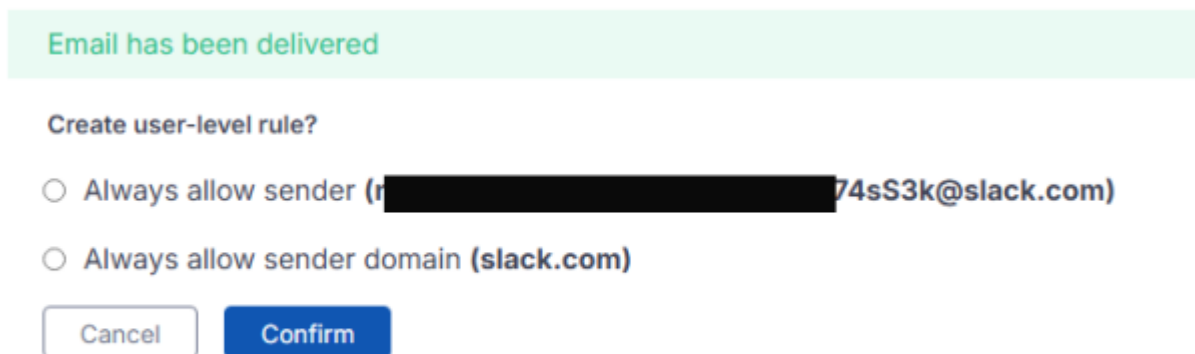
Actions Explained

Deliver	Always Allow Sender Address	Always Allow Sender Domain
Releases the email from quarantine and delivers to your mailbox immediately.	Future emails from this sender will be delivered, bypassing quarantine. Threats and certain policy verdicts will still be quarantined.	Future emails from this domain will be delivered, bypassing quarantine. Threats and certain policy verdicts will still be quarantined.
Delete	Always Block Sender Address	Always Block Sender Domain
Deletes the email from quarantine.	Future emails from this sender will be automatically deleted and not shown in quarantine.	Future emails from this domain will be automatically deleted and not shown in quarantine.
Preview	Request	
Allows you to view email content before taking an action.	Sends a notification to your admin requesting the email is released from quarantine.	
Login	Digest on Demand	
Allows you to login to manage your quarantine and personal allow/block rules.	A new digest delivered instantly if new email quarantined since your last digest.	

Once you open your quarantine digest email, it will typically appear as so:



If you choose the **Deliver** option, the current email will be immediately delivered and you will be given the following choices:



You can either choose if you want that exact email address to always be allowed or the domain to always be allowed (this will mean any email address from that domain will be delivered).

On the other hand, if you select **Delete**, the current email will immediately be deleted and you will be given the following choices:

Email has been deleted

Create user-level rule?

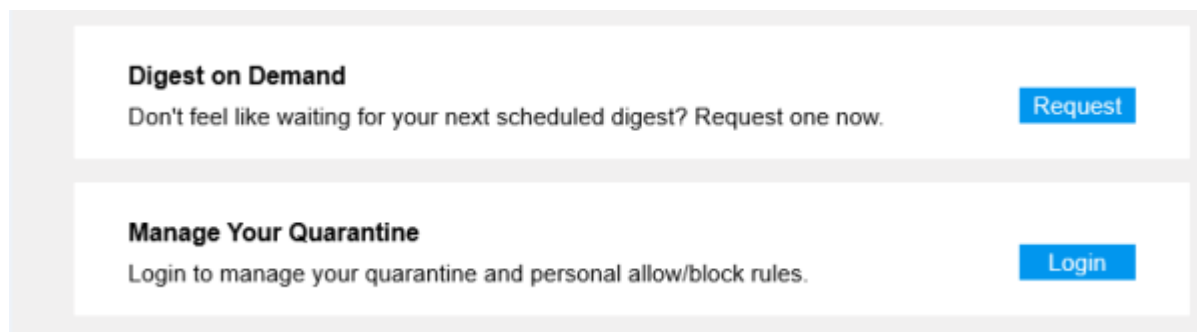
- Always block sender (info@██████████.com)
- Always block sender domain (██████████.com)

BE VERY CAREFUL WITH YOUR CHOICE IN THIS MATTER!! You can either choose if you want that exact email address to always be blocked or the domain to always be blocked - this means any email from that domain will always be held in quarantine and not delivered. The system is smart enough to not give you the option to block a known sender domain like "outlook.com" or "gmail.com".

If you are not sure which choice to make, you can select the **Preview** option. This will show you a basic view of the email with all links, images and formatting removed for safety sake. It may be difficult in some circumstances to read the email while in Preview mode, but hopefully it will give you enough clues on whether it is a legitimate email or Spam/Phishing.

You can always get in touch with us if you are still unsure.

If you are waiting on an email that hasn't been delivered in a timely manner (20 minutes), you can manually check your quarantine in two ways:



You can click on the **Request** option which will send an email to your administrator for your domain to check your email quarantine.

In some cases, you may have been given the right to check your own quarantine - if so, you will see the **Login** option in your quarantine digest email, or you can use the following link:

<https://hub-us.emailsecurity.app/>

Log in using your Microsoft credentials and MFA to check any emails that may exist in your quarantine. If there are no emails, it will inform you so.

From:
<http://wiki.computersdotcalm.com/> - **ComputersDOTCalm Wiki**

Permanent link:
<http://wiki.computersdotcalm.com/doku.php?id=bitdefender:email-extended-security&rev=1762374296>

Last update: **2025/11/05 20:24**

