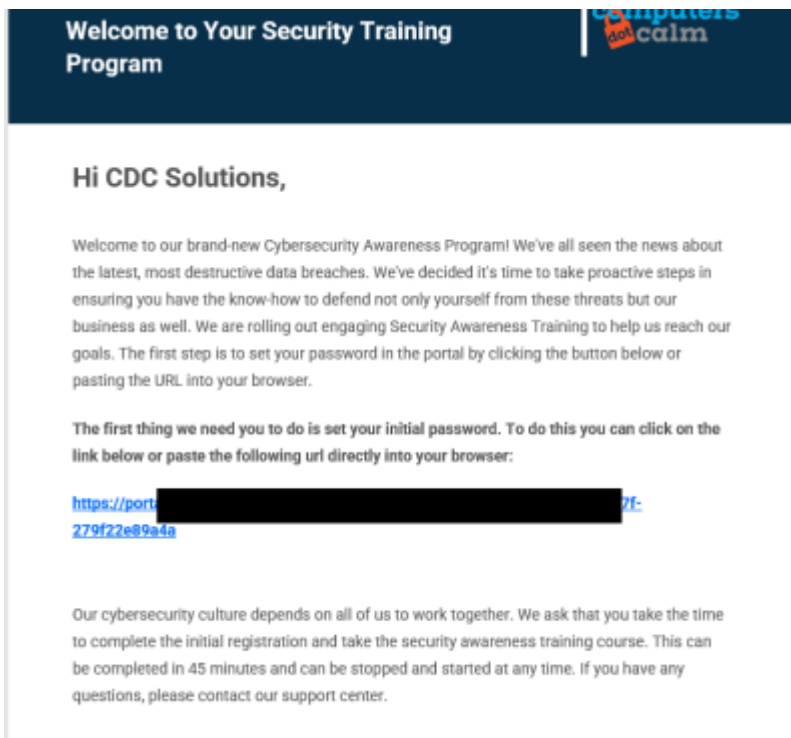
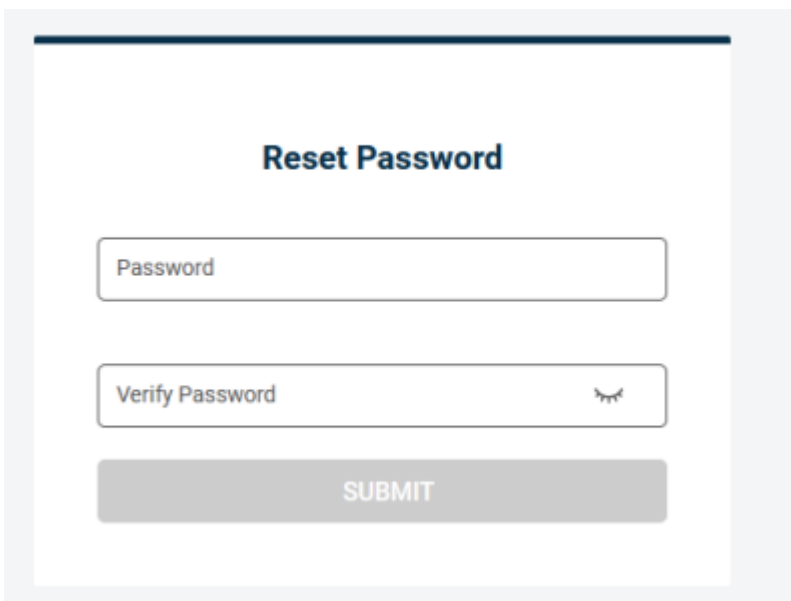


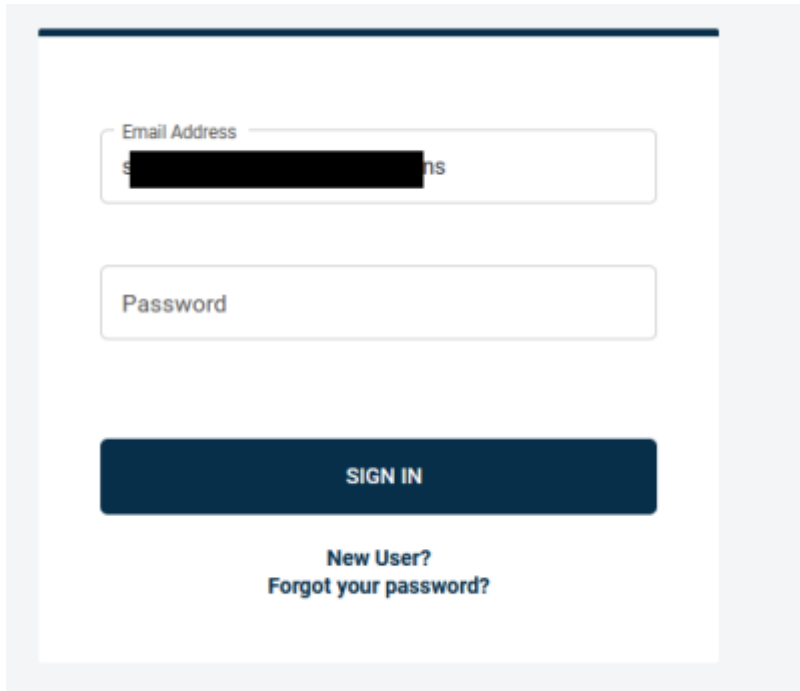
Wait for the welcome email and then click on the link in that email to setup your password:



Enter in a strong password - the form will give you a green pop up to let you know if it is or not. Click the **SUBMIT** button to continue



Once you have entered and re-entered a strong enough password, you will be connected to the Breach Secure Now portal.



The image shows a login form with the following elements:

- An "Email Address" input field containing a redacted email address ending in "ns".
- A "Password" input field.
- A dark blue "SIGN IN" button.
- Links for "New User?" and "Forgot your password?" below the button.

From: <http://wiki.computersdotcalm.com/> - **ComputersDOTCalm Wiki**

Permanent link: <http://wiki.computersdotcalm.com/doku.php?id=bsn:setup-account&rev=1714136941>

Last update: **2024/04/26 13:09**

