

Make sure you have your LastPass account setup before activating your Hudu account. Wait for your welcome email and when you receive it, click on the link to **Start setting up my account** →

ayed, click here to view it in a web browser.

You have been invited to join ComputersDOTCalm:
Start setting up my account →

Because of the nature of this site, there is an added layer of security provided by Cloudflare. Enter in your email address provided and then click the **Send me a code** button.



If you enter in the proper email address (the same email address used that you received the Hudu welcome email), you will then be asked to enter in a code. Wait for the email from Cloudflare, enter in the code in the space provided and then click the **Sign in** button.



If the code is correct, you will be asked to create a password.

Finish Sign Up

Your First Name

Your Last Name

Your new password

Confirm the new password

Complete Registration →


© 2024 - ComputersDOTCalm


Enter in your name and create a strong password. When done, click the **Complete Registration** button to continue.

[Go to Dashboard](#) [Go to Settings](#) [Sign out](#)


Configure 2FA

1. There are multiple apps that provide two-factor authentication, we have listed two suggested options here:

**Authy (recommended)**
[Download on iPhone](#) [Download on Android](#)

**Google Authenticator**
[Download on iPhone](#) [Download on Android](#)

2. After downloading, open the app on your phone and click the **+** or **New** button and scan the QR code below:



Can't scan? Use this key: X [redacted] X

3. Enter the code from your phone to confirm the scan was successful:

Code

[Activate 2FA](#)

Scan the QR code with your LastPass Authenticator app on your mobile device and enter in the code in the space provided (in LastPass, the code will show under ComputersDOTCalm - you may want to edit this label). When done, click the **Activate 2FA** button to continue.

Return to Dashboard Update Profile

Email *

First name * Last name *

First name: CDC Last name: Solutions

Password (leave blank to keep old password)

My Time Zone

(GMT-05:00) Eastern Time (US & Canada)

My Avatar

Choose File No file chosen

Configure 2FA settings. Currently **enabled**.

Configure

Update Profile

If everything looks correct, click the **Return to Dashboard** button at the top to log into your Hudu profile.

From:
<http://wiki.computersdotcalm.com/> - **ComputersDOTCalm Wiki**

Permanent link:
<http://wiki.computersdotcalm.com/doku.php?id=hudu:setup-admin-account&rev=1714427653>

Last update: **2024/04/29 21:54**

