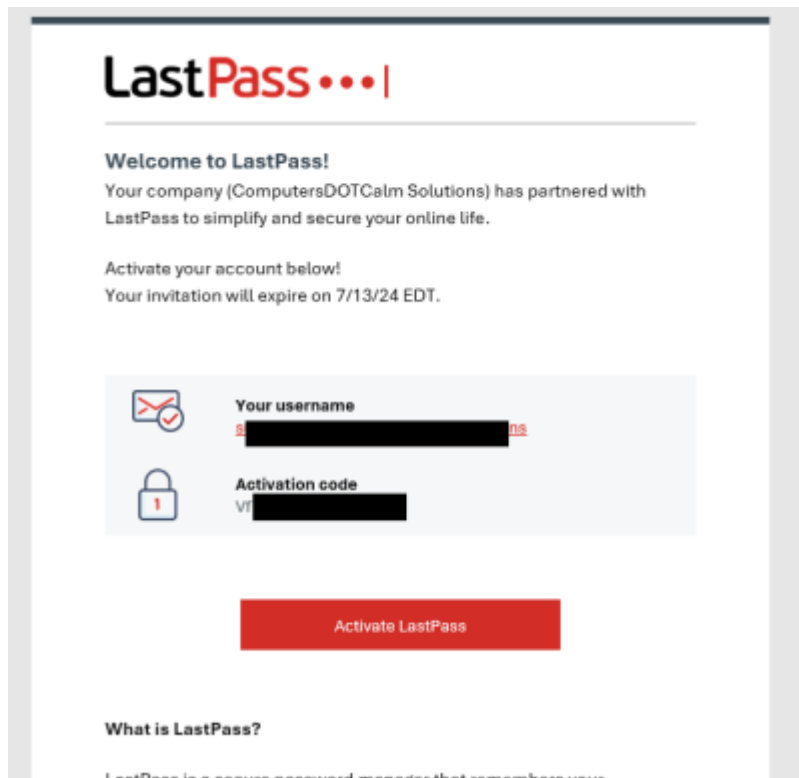


Once you receive the welcome email from LastPass, click on the Activate LastPass button in the email.




LastPass...


Welcome to LastPass!

Your company (ComputersDOTCalm Solutions) has partnered with LastPass to simplify and secure your online life.

Activate your account below!

Your invitation will expire on 7/13/24 EDT.

 **Your username**
S [redacted] ns

 **Activation code**
V [redacted]

Activate LastPass

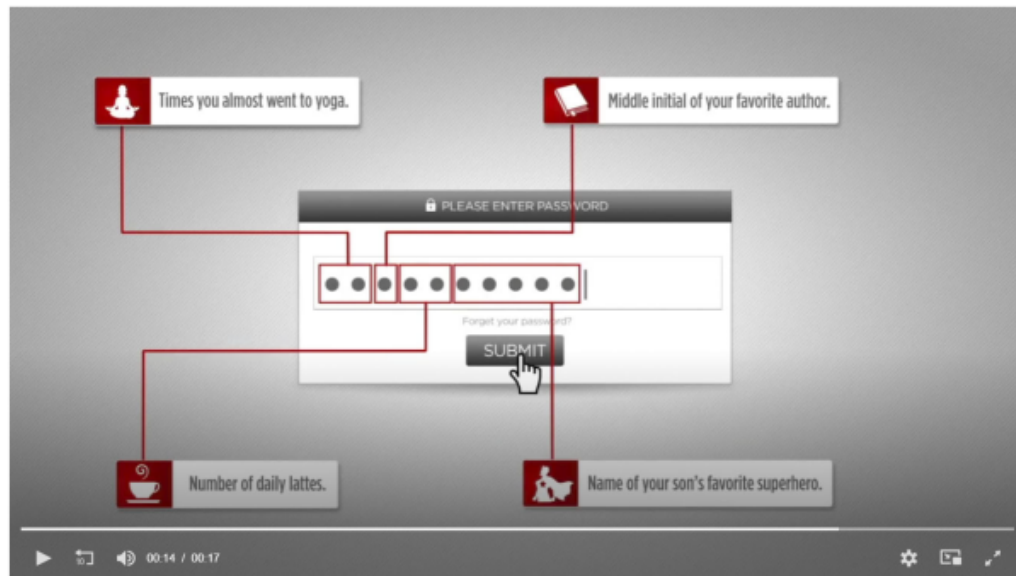
What is LastPass?

LastPass is a secure password manager that remembers your

Fill in the activation code from the email and make sure that your email address is correct. Make sure you create a strong master password - the Strength Meter will show you how you are doing.

Here are some suggestions on creating a strong password that you can remember.

Build a strong master password



Summary

The first step in setting up your LastPass account is creating a strong, unique master password. Use a password that's memorable because LastPass won't save it for you. It's the only password you have to remember.

As you'll see in the video, we recommend using a "passphrase" for your master password, like `tony$growler$vent$15` - it's meaningless to others and difficult for hackers to guess, but something you can commit to memory.

Here are a few more reasons why phrases make the best passwords:

- They're longer, usually 12-20 characters
- They're completely random
- They're easy to say and read

Plus, they are fun to think up - so get creative!

Account activation

Complete this form to activate your account

Strength

Our minimum requirements:

- ☐ Strength meter at maximum
- ☐ At least 12 characters long
- ☐ At least 1 number
- ☐ At least 1 lowercase letter
- ☐ At least 1 uppercase letter
- ☐ At least 1 special character

Our advice:

Ideally, use a randomly generated master password.

A good example is: `r50$K28vaIFYxaY`

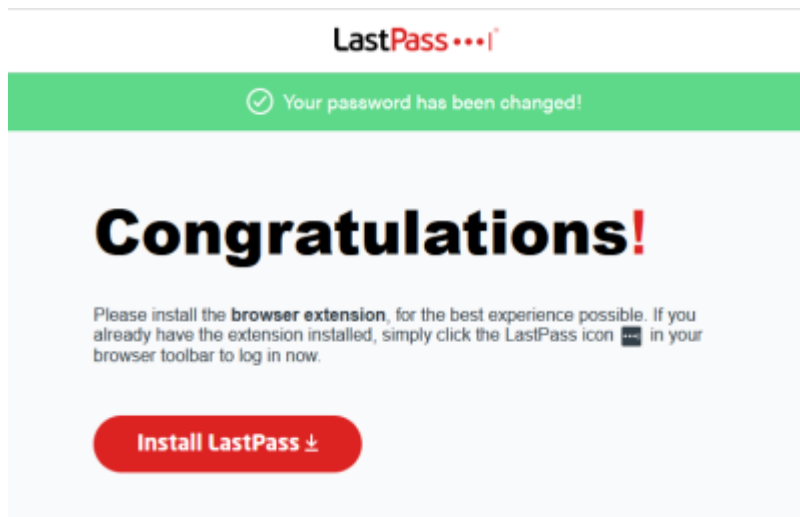
Tip: Use the LastPass [password generator](#) to create a strong, unique master password.

[What Makes a Password Strong?](#)

Continue

By completing this form, I agree to the [Terms and Privacy Policy](#). I want to receive promotional emails, unless [I opt out](#).

When successful, you will receive a confirmation.



Install the LastPass Authenticator App on your mobile device. You will be able to find this in either Apple App Store or Google Play Store.

Go ahead and install LastPass Password Manager extension(s) in the browser(s) you use by clicking on the Install LastPass button. It will take you to the appropriate extension install for the browser you are using to enable your account or you can copy the links below in the appropriate browser.

Firefox: <https://addons.mozilla.org/en-CA/firefox/addon/lastpass-password-manager/>

Chrome:

<https://chromewebstore.google.com/detail/lastpass-free-password-ma/hdokiejnpimakedhajhdlcegeplioahd>

Edge:

<https://microsoftedge.microsoft.com/addons/detail/lastpass-free-password-m/bbcinlkgjjkejfdpemiealijmmooekmp>

From:

<http://wiki.computersdotcalm.com/> - **ComputersDOTCalm Wiki**

Permanent link:

<http://wiki.computersdotcalm.com/doku.php?id=lastpass:setup-account>

Last update: **2024/04/18 15:18**

