


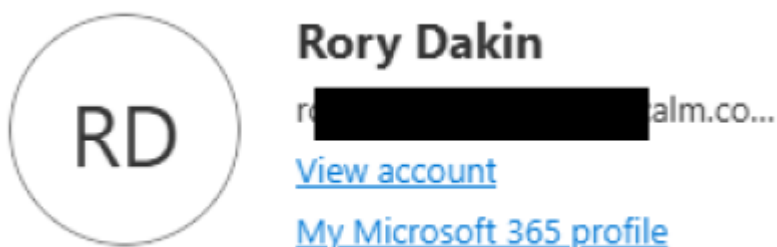
Log into your Microsoft 365 account with any browser using the following link:

<https://portal.office.com>

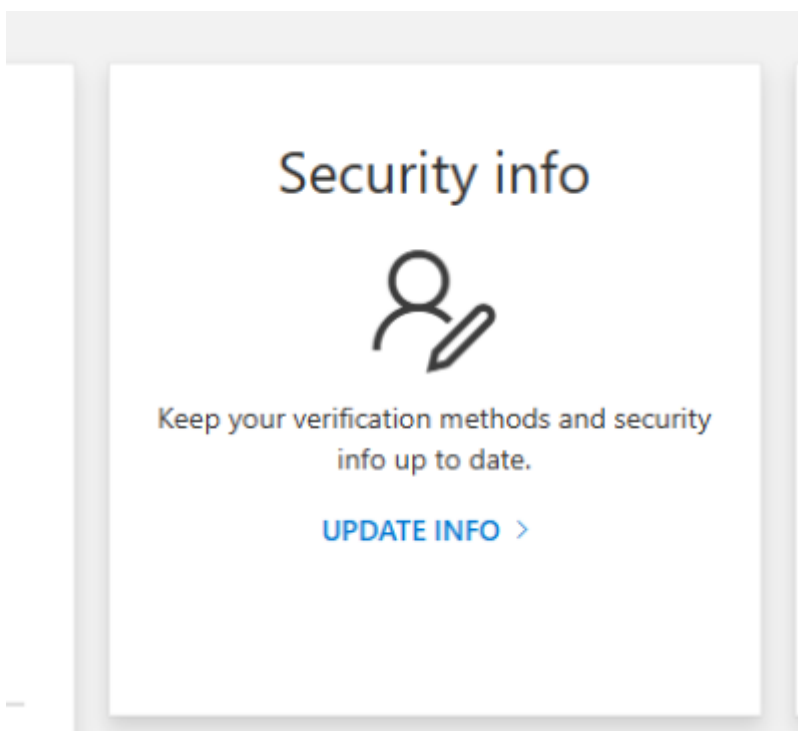
Once you have successfully logged into your account, click on your initials in the top right hand corner.



Select **View Account** from the form.



Click on **UPDATE INFO** on the Security info box.



From: <http://wiki.computersdotcalm.com/> - **ComputersDOTCalm Wiki**

Permanent link: <http://wiki.computersdotcalm.com/doku.php?id=microsoft:add-security-mfa&rev=1731003407>

Last update: **2024/11/07 18:16**

