

MAKE SURE you have your LastPass account setup before following this procedure as you be required to setup MFA for your Pax8 account.

You will receive a Welcome email for Pax8 - go ahead and click on the 'Click here' link to set your password

TO: [REDACTED]

CC:

Hello CDC Solutions,

Your account has been created on the ComputersDOTCalm Platform.

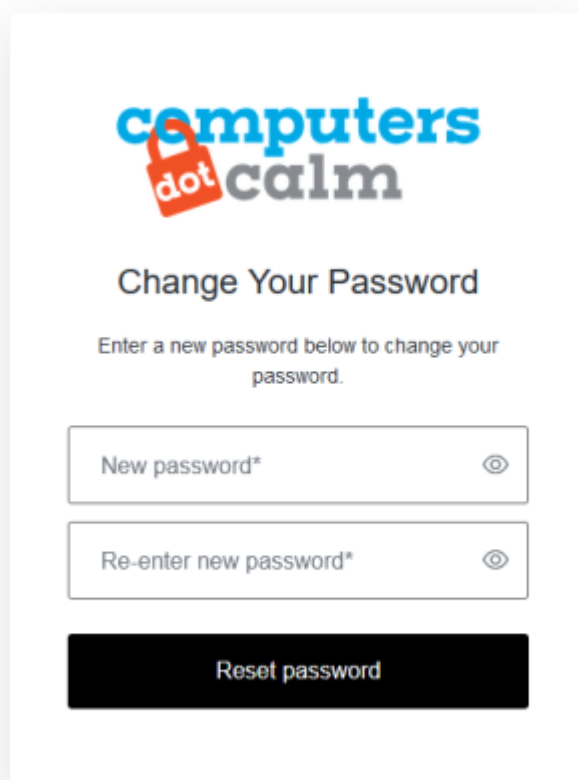
Your username is [REDACTED].

[Click here](#) to create a password and activate your account.

Sales

Please do not reply directly to this message, which was sent from an automated attendant.

Once you start typing in your password, you will be presented with the security requirement for a successful password.



The screenshot shows a web form for changing a password. At the top is the 'computers dot calm' logo, where 'computers' is in blue, 'dot' is in a red square, and 'calm' is in grey. Below the logo is the heading 'Change Your Password'. Underneath is the instruction 'Enter a new password below to change your password.' There are two input fields: 'New password*' and 'Re-enter new password*', each with a toggle icon on the right. At the bottom is a black button with the text 'Reset password' in white.

Make sure you re-enter the same password and then click the **Reset password** button at the bottom.




Password Changed!

Your password has been changed successfully.

[Back to App](#)

If you would like to log into the portal at this time, click on the **Back to App** link at the bottom.
At any time, you can use the following link to log into Pax8: <https://app.pax8.com>



computers
dot calm

Login to continue to the Platform.

Email address*

Enter in your email and password that have been setup for this account.

If this is the first time you have logged in, you will be asked to setup MFA for this account. You should use your LastPass account to achieve this.



MFA Setup Required

Scan the QR Code below using your preferred authenticator app and then enter the provided one-time code below.



[Trouble Scanning?](#)

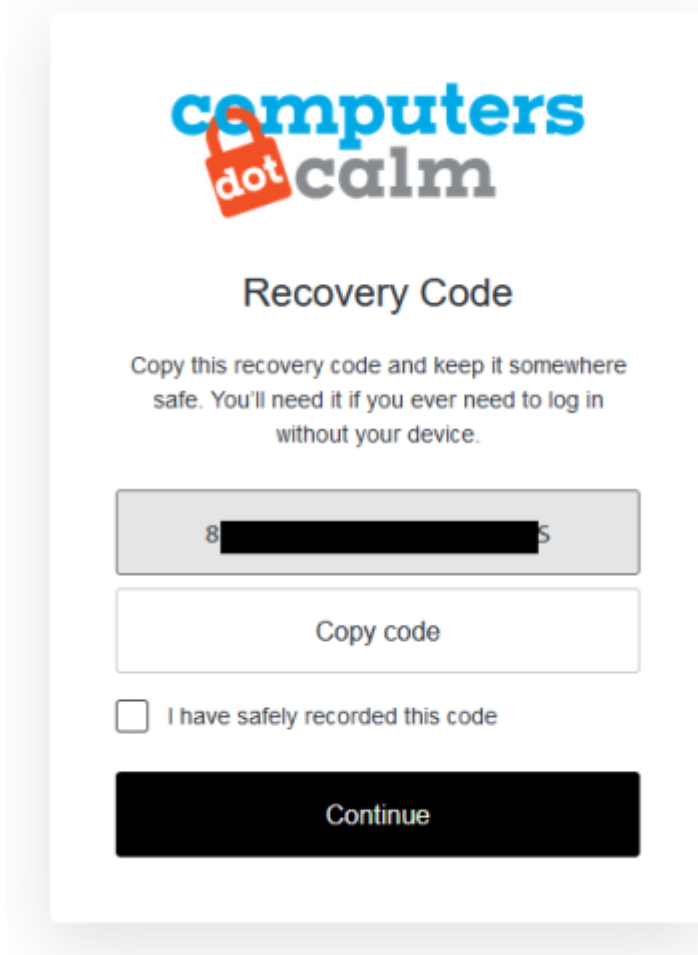
THEN

Enter your one-time code*

|

Continue

Go ahead and add a new account in LastPass and then enter in the one-time code. Click the **Continue** button to proceed.



computers
dot calm

Recovery Code

Copy this recovery code and keep it somewhere safe. You'll need it if you ever need to log in without your device.

8 [REDACTED] 5

Copy code

☐ I have safely recorded this code

Continue

MAKE SURE you copy the code, save it in a safe place and then click on the **I have safely recorded this code** check box in order to continue and click on the **Continue** button.

You will now be logged into the Pax8 portal for your company.

If at any time you need help or have questions, please feel free to reach out to us or you can click on the **?** in the top right hand corner to either create a support ticket or search the User Guide.

From:

<http://wiki.computersdotcalm.com/> - **ComputersDOTCalm Wiki**

Permanent link:

<http://wiki.computersdotcalm.com/doku.php?id=pax8:setup-user-account>

Last update: **2024/04/18 15:05**

