

MAKE SURE your LastPass account has been setup as you will need to setup MFA for your Syncro account.

Once you receive the Welcome Email, click on the **Set Password** link.



Hi!

A customer portal login has been created for you with ComputersDOTCalm
You can login using your email address. Please click the link below to set your password.

[Set Password](#)

Follow the instructions for the complexity options for a proper password. Click the Finish Registration button when done.

Welcome!

You've been invited to register for your Portal User.

Username: support@computersdotcalm.solutions

At least 12 characters in length

Should contain:

lower case letters (a-z)

upper case letters (A-Z)

numbers (i.e. 0-9)

special characters (e.g. !@#\$%^&*)

Password matches

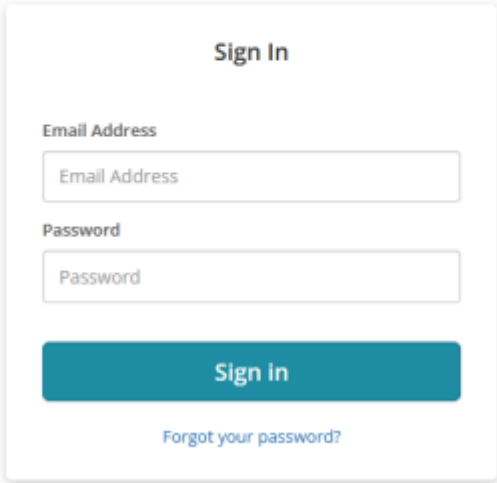
* Desired Password

* Desired Password (again please to confirm)

[Finish Registration](#)

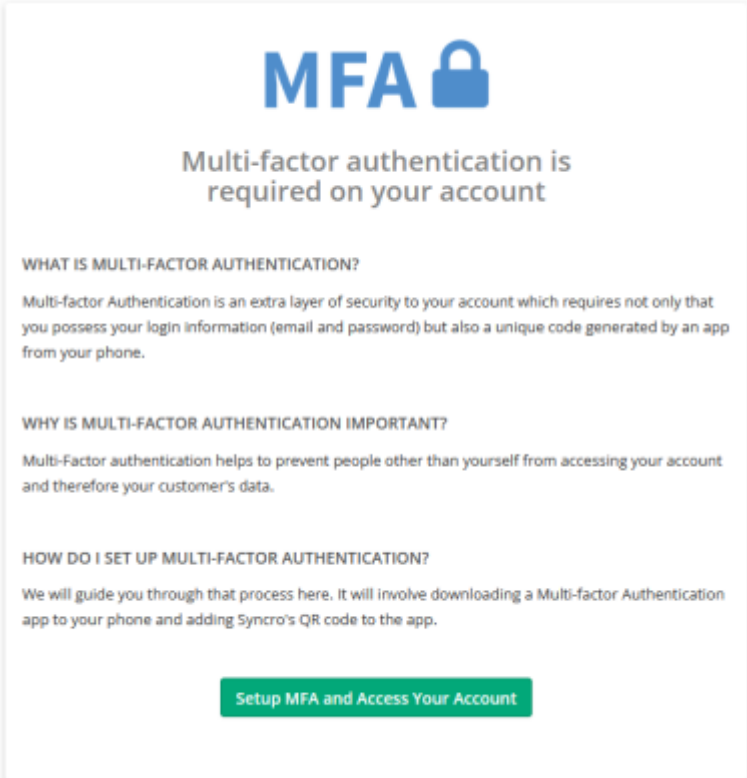
If successful, you can just close your browser or click the 'here' link to log into your account in Syncro.
At any time, you can use the following link to login:

https://computersdotcalm.syncromsp.com/my_profile/user_login




The image shows a 'Sign In' form for 'computersdotcalm'. At the top is the logo, which consists of the word 'computers' in blue and 'dotcalm' in grey, with a red padlock icon over the 'dot'. Below the logo is a white box with a grey border. Inside this box, the title 'Sign In' is centered at the top. Below the title, there are two input fields: 'Email Address' and 'Password'. Each field has a label above it and a placeholder text inside. Below the input fields is a large blue button with the text 'Sign in' in white. At the bottom of the box, there is a link that says 'Forgot your password?' in blue text.

Enter in your email and password and then click the Sign in button.



The image shows a page titled 'MFA' with a blue padlock icon. Below the title, it says 'Multi-factor authentication is required on your account'. There are three sections of text: 'WHAT IS MULTI-FACTOR AUTHENTICATION?', 'WHY IS MULTI-FACTOR AUTHENTICATION IMPORTANT?', and 'HOW DO I SET UP MULTI-FACTOR AUTHENTICATION?'. Each section has a brief explanation. At the bottom, there is a green button with the text 'Setup MFA and Access Your Account'.

Click the Setup MFA and Access Your Account button.



From:

<http://wiki.computersdotcalm.com/> - ComputersDOTCalm Wiki

Permanent link:

<http://wiki.computersdotcalm.com/doku.php?id=syncro:setup-account&rev=1713208244>

Last update: **2024/04/15 19:10**

