

**MAKE SURE** your LastPass account has been setup as you will need to setup MFA for your Syncro account.

Once you receive the Welcome Email, click on the **Set Password** link.



Hi!

A customer portal login has been created for you with ComputersDOTCalm  
You can login using your email address. Please click the link below to set your password.

[Set Password](#)

Follow the instructions for the complexity options for a proper password. Click the **Finish Registration** button when done.

#### Welcome!

You've been invited to register for your Portal User.

Username: support@computersdotcalm.solutions

At least 12 characters in length

Should contain:

lower case letters (a-z)

upper case letters (A-Z)

numbers (i.e. 0-9)

special characters (e.g. !@#\$%^&\*)

Password matches

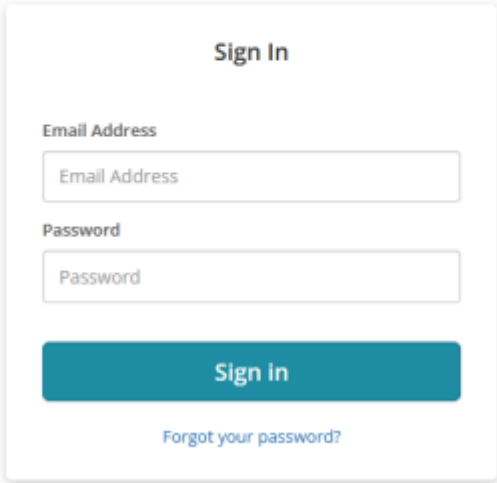
\* Desired Password

\* Desired Password (again please to confirm)

**Finish Registration**

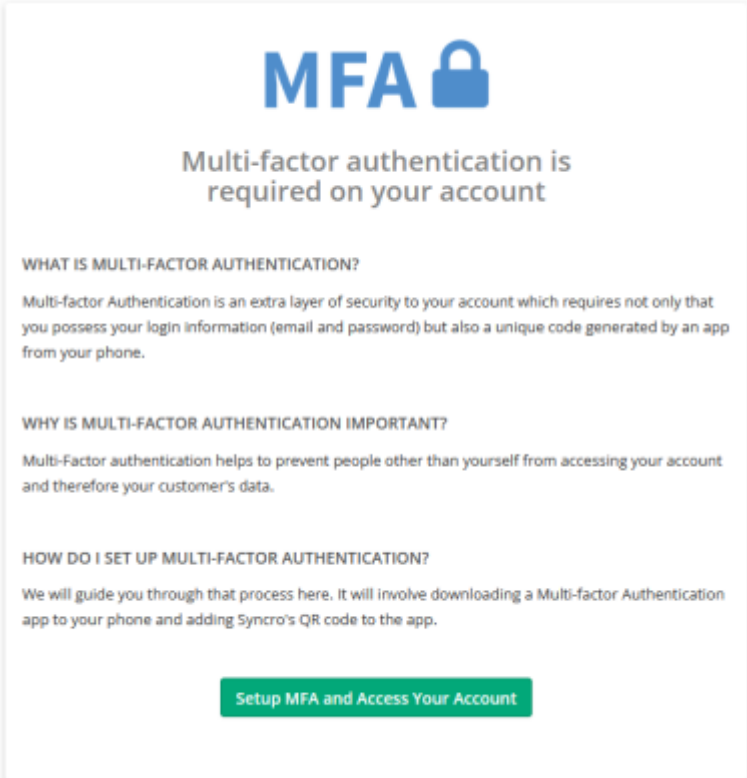
If successful, you can just close your browser or click the 'here' link to log into your account in Syncro.  
At any time, you can use the following link to login:

[https://computersdotcalm.syncromsp.com/my\\_profile/user\\_login](https://computersdotcalm.syncromsp.com/my_profile/user_login)




The image shows a 'Sign In' form for the website 'computersdotcalm'. The logo is at the top left. The form is centered and contains the following elements: a title 'Sign In', an 'Email Address' label above a text input field, a 'Password' label above a text input field, a large blue 'Sign in' button, and a link 'Forgot your password?' below the button.

Enter in your email and password and then click the **Sign in** button.



The image shows a page titled 'MFA' with a padlock icon. The main heading is 'Multi-factor authentication is required on your account'. Below this, there are three sections: 'WHAT IS MULTI-FACTOR AUTHENTICATION?' explaining it as an extra security layer, 'WHY IS MULTI-FACTOR AUTHENTICATION IMPORTANT?' stating it prevents unauthorized access, and 'HOW DO I SET UP MULTI-FACTOR AUTHENTICATION?' explaining the process of downloading an app and adding a QR code. At the bottom is a green button labeled 'Setup MFA and Access Your Account'.

Click the **Setup MFA and Access Your Account** button.



From:

<http://wiki.computersdotcalm.com/> - **ComputersDOTCalm Wiki**

Permanent link:

<http://wiki.computersdotcalm.com/doku.php?id=syncro:setup-account&rev=1713208307>

Last update: **2024/04/15 19:11**

